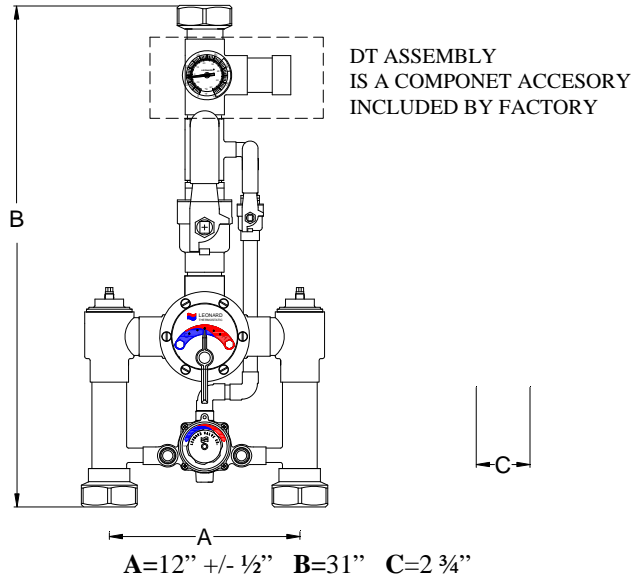


NEXT GENERATION HIGH LOW SYSTEM

ECO-MIX™

Submittal Data Sheet S-1232R-LF
August, 2018

TM-2020B-LF-DT _____




- Large Type TM Thermostatic water mixing valve, adjustable high temperature limit stop*, inlet checkstops, wall support, outlet ball valve
- Small Type TM Thermostatic water mixing valve, adjustable high temperature limit stop*, integral checkstops, outlet ball valve
- 2" inlets, 2" outlet (51mm X 51mm)
- Maximum operating pressure: 125 PSI (860 KPA)
- 1 GPM (3.7 l/min) minimum flow capacity
- Color-coded dial thermometer (0 to 140°F, -10 to 60°C)
- Inlet manifold piping
- Locking temperature regulator
- Factory assembled and tested

This product is certified to meet Low Lead requirements of wetted surface area containing less than 0.25% lead by weight. All other component accessories, the sum total of which comprise the wetted surface area of this product, contain less than one quarter of one percent lead by weight.

OPTIONS:

- ___ SUFFIX CP – Chrome plated (Material finish may vary)
- ___ SUFFIX IT – Inlet Thermometers (shipped loose)
- ___ SUFFIX TC – Test connection (shipped loose)
- ___ SUFFIX HT – High temperature thermometer (0 to 250°F, -18 to 121°C)

Valve assembly is ASSE 1017 Certified 

Valve assembly is CSA Certified 

MINIMUM FLOW (GPM) (l/min)	PRESSURE DROP										
	5	10	15	20	25	30	35	40	45	50	PSI
	.3	.7	.97	1.4	1.7	2.1	2.4	2.8	3.1	3.4	BAR
1.0 (3.7)	78 295	113 428	129 488	145 549	163 617	172 651	188 712	197 746	214 810	226 856	GPM l/min



WARNING: This product can expose you to chemicals including lead, which is known to the State of California to cause cancer. For more information, go to www.P65Warnings.Ca.gov

+NOTE: The valve will maintain temperature with 0.5GPM flow from the domestic hot water loop when properly installed near the hot water source with a continuously operating recirculation pump.

NOTE: Flow rates will vary depending on existing field conditions. Leonard Valve Company always recommends using CASPAK® sizing software for proper valve sizing and model number applications.

Note: Leonard Valve Company reserves the right of product, or design modifications without notice or obligation.

CAUTION! All thermostatic water mixing valves have limitations. They will NOT provide the desired accuracy outside of their flow capacity range. Consult the Flow Capacity Chart and DO NOT OVERSIZE. Minimum flow must be no less than as indicated.

***NOTE:** A limit stop, set for 120°F (49°C), is simply a mechanical setting to prevent excessive handle rotation. If incoming water is hotter than 150°F (65.5°C), the temperature of the factory test, the valve when turned to full HOT may deliver water in excess of 120°F and the limit stop MUST BE RESET BY THE INSTALLER

Engineer's Approval

Job # _____

Arch/Eng. _____

Contractor _____

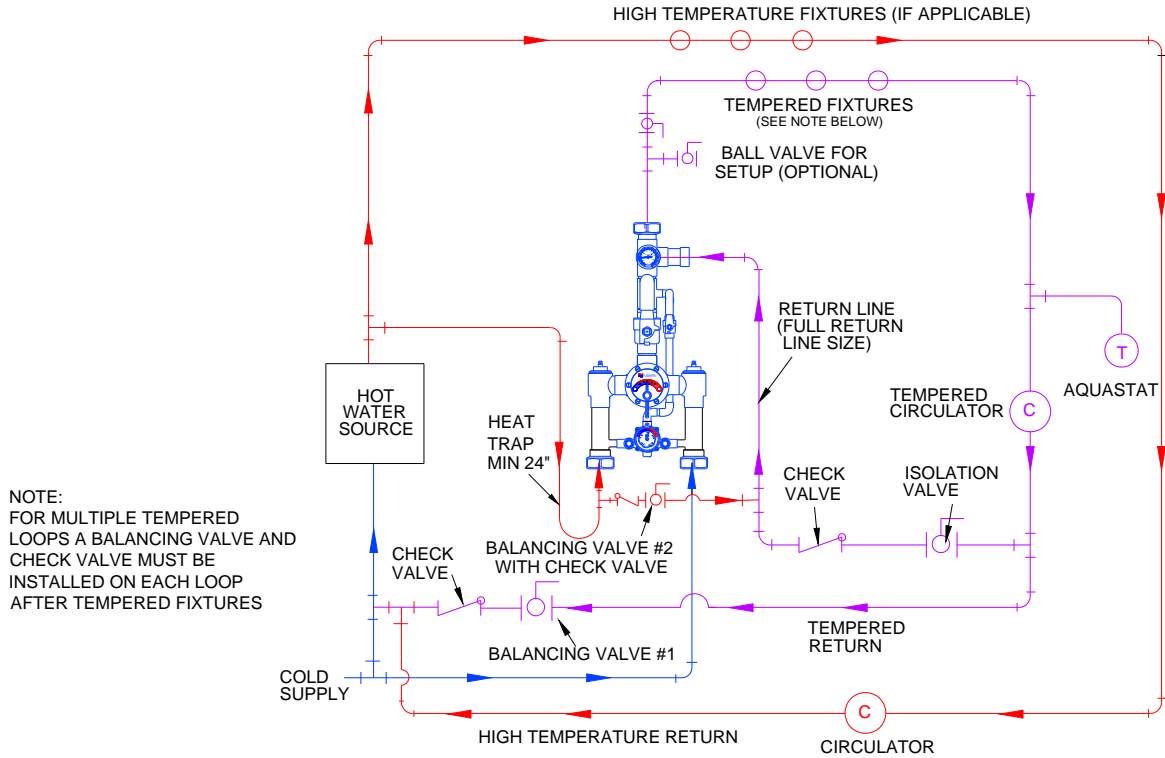
Note: The models shown represent Leonard Products which are believed to be equivalent in type and function to items specified. Leonard Valve Company is not responsible for errors or omissions due to differences in interpretations of information provided.



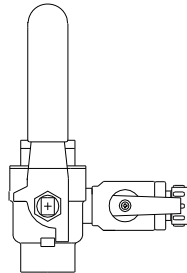
1360 Elmwood Avenue, Cranston, RI 02910 USA
Phone: 401.461.1200 Fax: 401.941.5310
Email: info@leonardvalve.com
Web Site: <http://www.leonardvalve.com>

PIPING METHOD

Method #5 Shown



(OPTIONAL) TEST CONNECTION



1360 Elmwood Avenue, Cranston, RI 02910 USA

Phone: 401.461.1200 Fax: 401.941.5310

Email: info@leonardvalve.com

Web Site: <http://www.leonardvalve.com>